

How to use Career Support Network System for International Students in Japan (Asia Jinzai Network)



International Students Support Network

1. What is Career Support Network System for International Students in Japan?

1.1 About Career Support Network System for Foreign Students in Japan

“Career Support Network for International Students in Japan” is a system to enhance support for foreign student on their job hunting. Is only provided for university member with an official approval.

Those who wants to get a job in Japan, this system will show you about Japanese way of job-hunting and how to prepare for it. You can learn from the web within 24 hours.

Also, we provide information about job openings which company is eager to hire international student and guidance, seminar, combined information sessions and so on.

1.2 Support for foreign student's job hunting

1. Manual and job hunting knowledge. (About 50 movies are provided)
2. Test preparation. (e-learning) (About 200 questions for practice)
3. Business Japanese. (e-learning) (18 movies are provided)
4. Information of company information session for foreign student.
5. Information of combined information session.
6. Information of guidance and seminar for foreign student.
7. Information from university which you are attending.
8. Other information related to international student job-hunting.



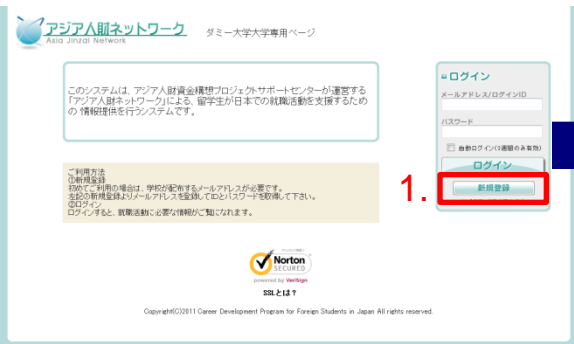
Available on Smartphone

2. How to entry the site

In order to use "Asia Jinzai Network", you have to follow the procedure to get an ID and password.

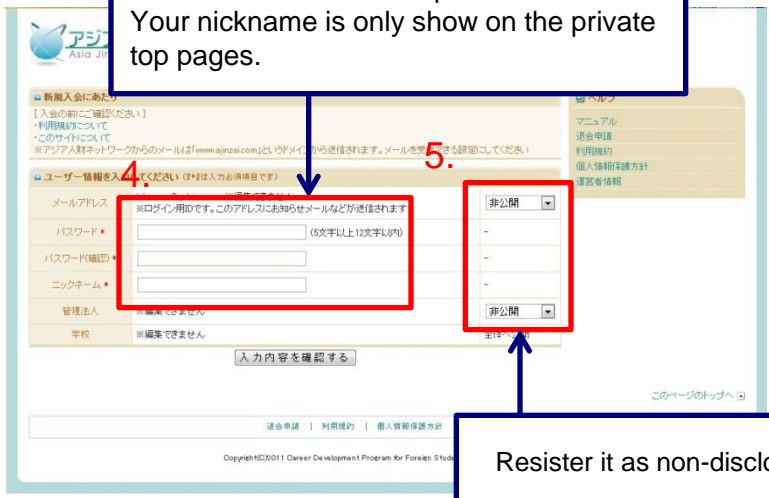
Type the e-mail address that you got from the university.

We will send you a confirmation. Please follow the URL.



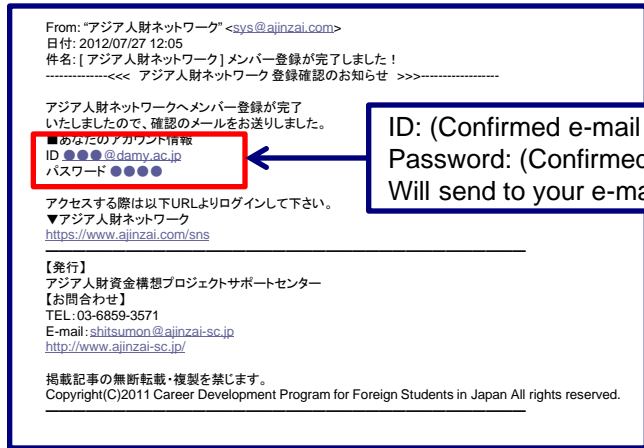
You have to click the URL to register.

Enter a nickname and a password. Your nickname is only show on the private top pages.



Resister it as non-disclosure

We will send your ID and password to your E-mail



ID: (Confirmed e-mail address)
Password: (Confirmed pass word)
Will send to your e-mail account

3. About top page

On the top page, you will see new contents for each section.
If you want to see English content of outline and preparation for job hunting, please check and click. **4** Study about Job hunting
If your Japanese level is N3 of JLPT, you can also see content of **9** ビジネス日本語 (business Japanese)

The screenshot shows the top page of the Asia Jinzai Network website. At the top, there is a header with the logo 'アジア人財ネットワーク Asia Jinzai Network' and a user profile section for 'ようこそ、あきん' with options for 'MY PAGE', 'MY INFORMATION', and 'LOGOUT'. Below this is a navigation bar with 'MY PAGE', 'BOARD LIST', and 'LIBRARY'. The main content area is divided into two sections: 'BOARD' and 'LIBRARY'. The 'BOARD' section lists several posts with dates and titles. The 'LIBRARY' section is a grid of articles, with numbered callouts (1-9) highlighting specific items. A button for '2015年3月卒業生向け 企業求人情報はこちら' is located at the bottom left. At the bottom of the page, there is a footer with contact information and a copyright notice.

1 Outline and schedule of job hunting (JP)

You can learn outline and how to prepare for job hunting.

2 Self analyze (JP)

How to self analyze which require for writing application form.

3 Research company and industry (JP)

Information about various industry and company which matches you.

4 Study about job hunting. (English)

You can learn outline and what you should do for job hunting in Japan in English.

5 Preparation for application form and paper test (JP)

Basic information about application form and paper test.

6 Practice question for SPI (JP)

Efficient way to solve question which foreign student have hard time to resolve.

7 Information about recruit, guidance, and company information session (JP)

Recruit information especially for foreign student.

8 Preparation for interview (JP)

Basic information about interview and careful point which foreign student tend to miss or fail.

9 Business Japanese (JP for over level 3)

For studying business level Japanese which require while doing job hunting in Japan.

10 Research LIBRARY function

Research past content with LIBRARY function

4. How to see and browse the LIBRARY

The top page only shows new contents, so if you want to see past content, please follow the steps below.

The screenshots illustrate the following steps:

- Step 1:** The top page of the website with the 'LIBRARY' link highlighted in the top navigation bar.
- Step 2:** The 'LIBRARY' page showing a list of articles. A yellow box highlights the 'ライブラリー検索' (Library Search) bar and the 'ライブラリー' (Library) section.
- Step 3:** A detailed view of an article titled 'E-10 面接でまじりかたが 4倍' (E-10 Interviewing with mixed feelings is 4 times). The article text is partially visible.
- Step 4:** A detailed view of an article titled '就職活動概要-スケジュール' (Job Hunting Overview - Schedule). The article text is fully visible, including a list of 9 points and a PDF download link.

- 1 When you click *LIBRARY* on top page, you can see all content in *LIBRARY*
- 2 Choose what type of content you want to see and click research button. If you want to see English content, choose *Study about Job hunting* from category bar.
- 3 Click title or *詳細を見る* on the web, you can find out about the detail of content
- 4 To watch movie files click the URL under **▼Click below to watch this video** (Available on Smartphone)

You can watch movie content



The video player shows a slide titled 'What are the biggest challenges of job hunting?' with the following bullet points:

- Hard to understand Japanese way of job hunting
- Not much information about job-hunting
- Hard part of employment test is
 - Application form
 - interview
 - paper test
- Travel expenses for Syu-katsu

Below the text is a table comparing 'Hard part about job hunting' across different categories:

Hard part about job hunting	Liberal arts	Science	Hard part about job hunting	Liberal arts	Science
Write entry sheet	79.0%	82.5%	Research industry and company	72.0%	58.9%
Paper test	75.0%	67.3%	Manage schedule	60.0%	54.9%
Individual interview	69.0%	72.4%	To do study and job hunting at the same time	58.0%	65.3%
Group interview	67.0%	59.9%	Analyze oneself	75.0%	67.3%
Group discussion	61.0%	58.8%			

© QUALITY OF LIFE, INC.
Research of Career Development Program for Foreign Students (March, 2012)

5.How to find a job information

To get job information from company

After understanding Japanese job hunting, let's check Japanese company's job information for foreign students

1 Job information

We also provide job information which hiring foreign students. To see job info, please click **1** , Then you can see the link with job information only provide for the foreign students uses this support network system.

On the job information page, you can see how many foreigner works and how many foreign student were hired. Also, this kind of information is not usually open. These are written for foreign students. So check condition of company and apply actively.

【Detail of each company's job information for foreign student】

- Overseas expansion (Planning)
- Where to work (In Japan or overseas or certain period of time in Japan)
- Hiring number of foreign student or both Japanese and foreign student
- Required skill which is language and what kind of person or ability the company seeks for
- How many foreigner works in Japan
- How many foreign students were hired in past 5 years

The screenshot shows the 'Asiga Jintai Network' website. At the top, there's a navigation bar with 'MY PAGE', 'MY INFORMATION', and 'LOGOUT'. Below that, a 'BOARD' section lists various articles. A 'LIBRARY' section contains a table of resources. A prominent red box highlights a link: '2015年3月卒業者向け企業求人情報はこちら'. A large blue arrow points from this link to a detailed job listing for '三葉マテリアル株式会社' (Mitsuba Material Co., Ltd.). The listing includes a company logo, a brief description of the company, and a list of job openings with specific requirements for foreign students.